

Wanted Poster



Be on the lookout for these wiley desperados. This is such a cute craft to make with kids. Turn your little buckaroos into wanted outlaws in these Old West Wanted Posters. This project is great for a classroom wall, or Cowboy themed party. They make great take home party favors! Find more fun crafts and activities at: www.Kidfunideas.com

What you'll need:

- Wanted Poster Printout
- Child's Photo
- Marker
- Scissors
- Craft Knife
- Glue Stick



How to make it:


1. Print out the Wanted Poster Pattern that you like – We have 3 versions
2. Print and cut out a photo of the child for the photo
3. Have an adult cut a slit in the poster where the hat meets the head area.
4. Insert your photo through this slot, positioning the picture to look best. (Tip: for the best look, trim away background images in the photo. If you are printing the photo from a computer, try setting the photo on the



sepia tone or even black and white setting for a more authentic look)


5. Glue your photo down – and that's it!

WANTED





Desperado and Outlaw
\$100 REWARD

WANTED



For A Rooting Tooting
Good Time!

WANTED



\$100 REWARD
Dead or Alive