

Five Little Pumpkins Mini Book

Kids love the Five Little Pumpkins finger song. We've made it into a fun little mini book. Just print out and enjoy. We have a full color and black and white version that can be colored. Try out our other Kidfunideas Halloween projects at: www.Kidfunideas.com



What you'll need:


- Five Little Pumpkins Book printout
- Black construction paper for the cover
- Stapler
- Glue Stick
- Scissors
- Optional: Crayons, markers, or color pencils to decorate



How to make it:

1. Print out the book pages and trim around the borders.
2. To make the cover, fold a piece of black construction paper in half and paste the title page to the front.
3. Assemble the pages matching up the edges. Insert the pages into your cover and staple along the fold.
4. If you choose the black and white version, color to decorate.





Five Little Pumpkins sitting on a gate.




The first one said,
"Oh my, it's getting later!"



The second one said,
"There's Witches in
the air."



The third one said,
"We don't care!"




The fourth one said,
“Let’s run and run and run!”



The fifth one said, “It’s
just Halloween fun.”



Then “Woosh” went
the wind...




And Out went the lights.




And the five little pumpkins
rolled out of sight!

Five Little Pumpkins






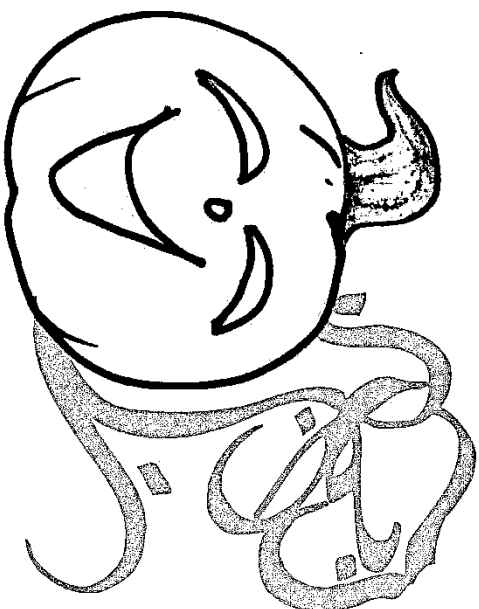

Five Little Pumpkins sitting on a gate.





The first one said,
"Oh my, it's getting later!"




The second one said,
"There's Witches in
the air."



The third one said,
"We don't care!"



The fourth one said,
"Let's run and run and run!"




The fifth one said, "It's
just Halloween fun."



Then “Woosh” went
the wind...



And Out went the lights.



And the five little pumpkins
rolled out of sight!

Five Little Pumpkins



